


# Buy Now Extension For Magento



**Magento Compatibility Version 2.\***

**Configure Guide**

# Buy Now Extension For Magento

## Table of Contents

Preface.....	3
Introduction.....	4
Configure Extension.....	5
Support.....	8

# Buy Now Extension For Magento

## **Preface:**

This document provides information on how configure and use **Buy Now** extension in Magento.

## **Disclaimer:**

Expound Coderz reserves the rights to add, remove, modify and add new features to its this extension. Expound Coderz reserves the rights to remove any feature of its products that does not fulfill expectations.

We don't give guarantee for our extension worked on third party magento extensions or themes and customwork on default themes or extension.

# Buy Now Extension For Magento

## Introduction:

The Buy Now extension allows us to have a "Buy Now" button to directly go to the checkout page without going to cart page. It speeds up the checkout process and increases conversion rate on your store. You can customize the "Buy Now" according to your theme.

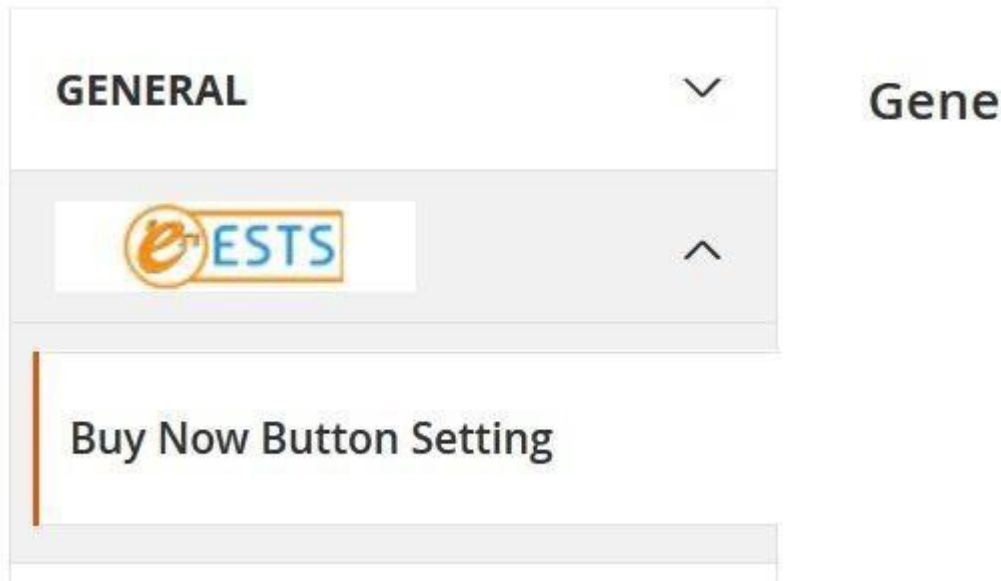
## Features:

- ✓ Customize the Buy Now Button Title.
- ✓ Admin can edit the Text of Buy Now button from the backend.
- ✓ Admin can change the Background Color of Buy Now button according to the Theme.
- ✓ Enable/Disable Buy Now button on the Catalog page, Product detail page, Search result page.
- ✓ Keep/Remove existing products in the Shopping cart using the Buy Now button.

# Buy Now Extension For Magento

## Configuration:

**Step 1:** Login to Magento admin and Go to Store->Configuration section you will see the Ests Module tab in the left menu.



**Step 2:** Click to Buy Now Button Setting:

A screenshot of the 'Buy Now Button Setting' configuration page in the Magento admin. The page has a light gray header with a 'Save' button in the top right corner. The main content area contains several configuration options, each with a label, a description, and a control element. A vertical sidebar on the left has several downward-pointing arrows. The configuration options are: 'Show Buy Now Button' (Yes), 'Enable On Product List Page' (Yes), 'Background Button Color' (ff9a0d, with a color picker and the instruction 'change the background color'), 'Enable On Product View Page' (Yes), 'Enable On Product Search Page' (Yes), 'Enable On Product Advanced Search Page' (Yes), 'Keep Product's Items' (Yes, with the instruction 'On Selecting "No", All existing products in the cart will be removed When Click to Buy Now Button'), 'Button Text' (Buy Now, with the instruction 'This text will be display in Store Frontend as Button Label'), and 'Addtocart form Id' (product\_addtocart\_form, with the instruction 'Enter addtocart form id for product view page(Example: product\_addtocart\_form)').

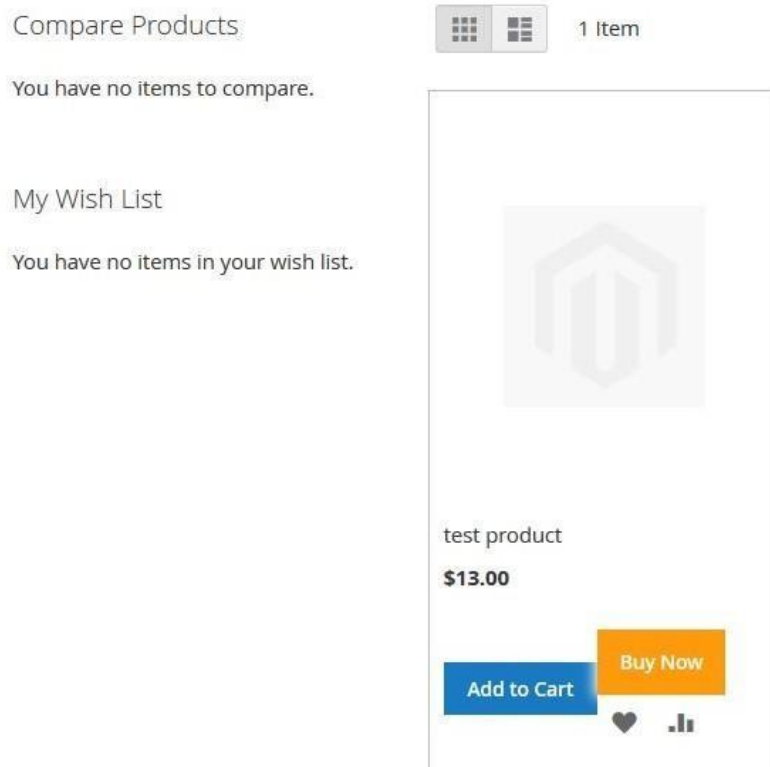
# Buy Now Extension For Magento

- a) Show Buy Now button setting: Admin can enable the buy now button from this setting.
- b) Enable/Disable from Product List Page
- c) Background Button Color.
- d) Enable/Disable from Product View Page.
- e) Enable/Disable from Search Page.
- f) Enable/Disable from Advanced Search Page.
- g) Keep Product's items: If you select "No" all existing products in the cart will be removed when click to BuyNow.
- h) Button Text: Admin can change the button text of "Buy Now"
- i) AddtoCart Form id: Please enter your Addtocart form id.

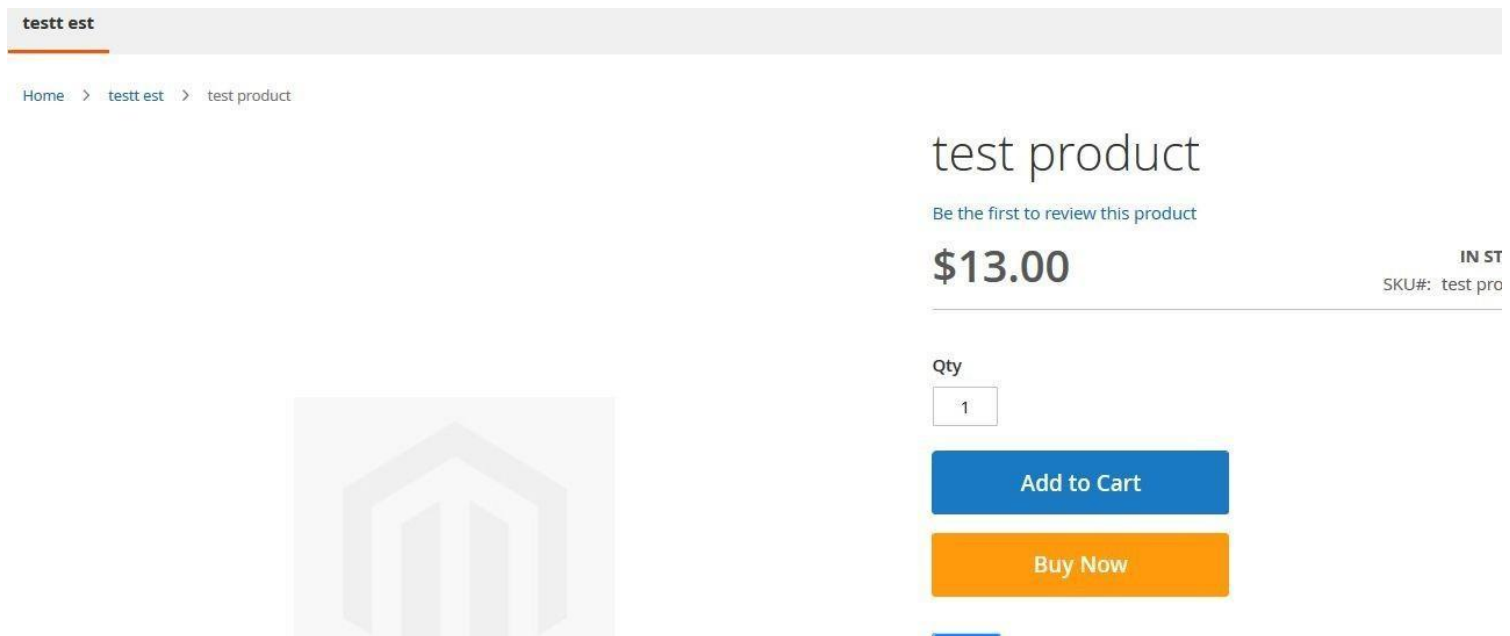
**Step: 3** Save configuration.

# Buy Now Extension For Magento

**Step: 4** Go to frontend and click to category and you will see the Buy Now button on Category page..



## On Product View page:



# Buy Now Extension For Magento

## Support:

You can contact us at:

**Email:** [coderz.expert@gmail.com](mailto:coderz.expert@gmail.com)

**Support:** [contact@expoundcoderz.com](mailto:contact@expoundcoderz.com)

We will be ready to help you always!

You can also send us your feedback. Comments, suggestions, and opinions are largely appreciated. You can also follow us on Facebook, Twitter, and LinkedIn to know the latest news and offers:

<https://www.facebook.com/expoundcoderz>

<https://twitter.com/contactexpound>

<https://www.instagram.com/expoundcoderz/>

<https://join.skype.com/invite/Y3wxY5koAZob>

<https://in.linkedin.com/company/expound-coderz>