

Product Inquiry Extension For Magento



Magento Compatibility Version 2.*

Configure Guide

Product Inquiry Extension For Magento

Table of Contents

Preface.....	3
Introduction.....	4
Configure Extension.....	5
Frontend Demo.....	8
Support.....	9

Product Inquiry Extension For Magento

Preface:

This document provides information on how configure and use **Product Inquiry** extension in magento.

Disclaimer:

Expound Coderz reserves the rights to add, remove, modify and add new features to its this extension. Expound Coderz reserves the rights to remove any feature of its products that does not fulfill expectations.

We don't give guarantee for our extension worked on third party magento extensions or themes and customwork on default themes or extension.

Introduction:

Product Enquiry is use for visitors and clients to ask questions about any product, quote or bargain for the best price to storemanager.

Features:

Front office features:

- ✓ users can ask price details about products,
- ✓ email is sent to both client and admin with clients question,
- ✓ "Product Enquiry" link is automatically added to product page.
- ✓ You can turn on/off "Thank you for question" e-mail notification for Client

Back office options:

- ✓ you can change popup(jQuery popup)
- ✓ you can setup e-mail address where Clients question will be sent.
- ✓ you can check question where Clients question will be sent.
- ✓ you can delete old question.

Product Inquiry Extension For Magento

Configuration:

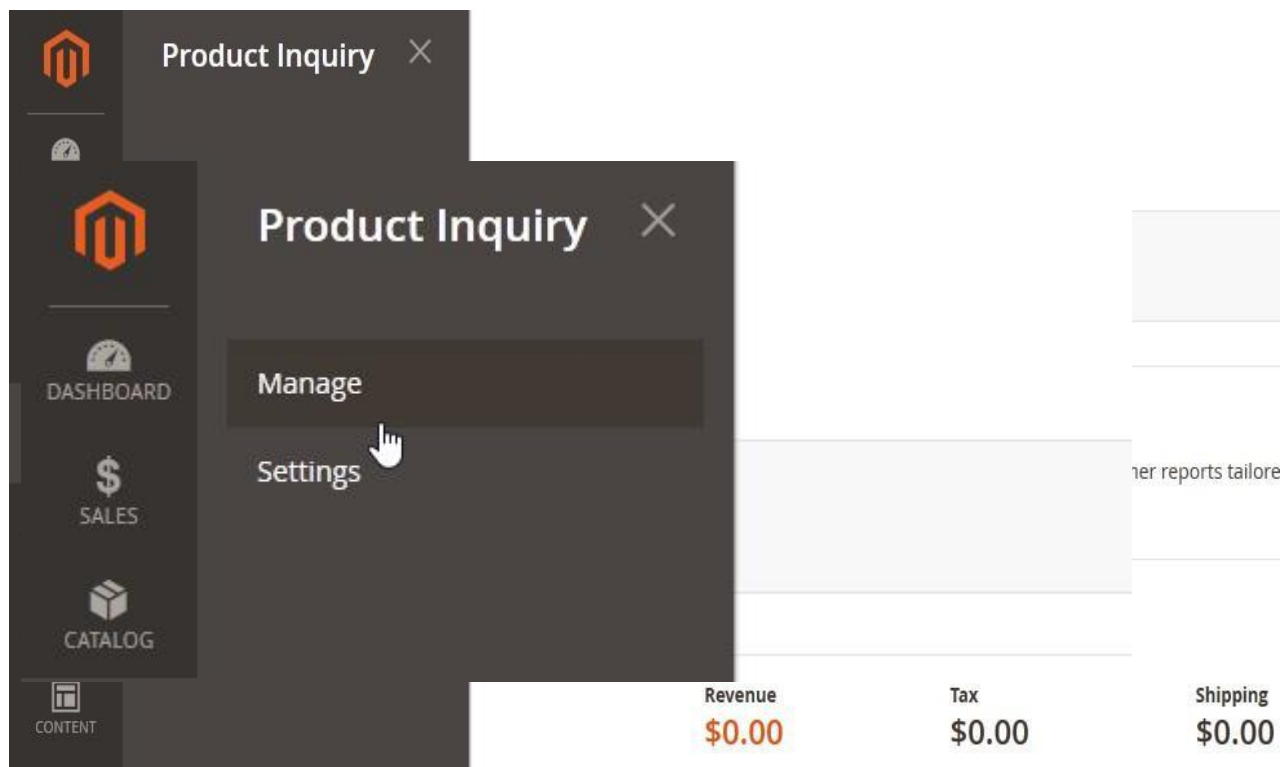
Step 1: Go to Magento admin and you will see the “black vertical block” which is present on left side of the admin and then click “Product Inquiry” which is present last of the block.

Admin -> Product Inquiry

Step 2: You can see “Product Inquiry ”

in menu You will get two options :

- a) Settings
- b) Manage



Product Inquiry Extension For Magento

a) **Settings** : After Clicking ‘Settings’ option ,you will see setting page

General

Enable <small>[store view]</small>	Yes	
	You can Enable or Disable module	
Email <small>[store view]</small>	support@example.com	
	get customer product inquiry in email, please put email	
Name <small>[store view]</small>	Store Manager	
	Please add your name	
Header Text <small>[store view]</small>	If you have any question,please contact us this form.	
	You can add header Text	
Background Color <small>[store view]</small>	eba18d	
	change the background color	
Background Button Color <small>[store view]</small>	0d84ff	
	change the background color	
Text Color <small>[store view]</small>	000000	
	change the background color	
Email Template <small>[store view]</small>	ProductInquiry (Default)	

Product Inquiry Extension For Magento

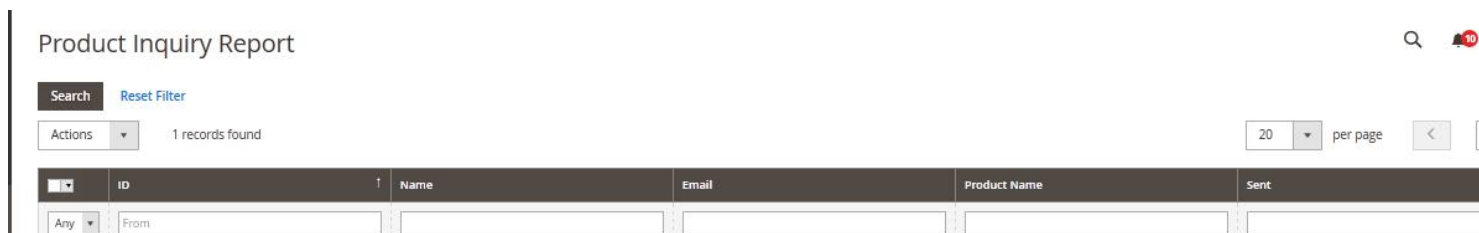
Enable field, You can enable or disable module

Email and Name field, Please add email and name for getting Product Inquiry

Then the all other options for the design purpose,you can choose your own entries and design the front-end look as per your wish (it consists of background-color,font-color and other color settings)

b) **Manage :** After Clicking Manage option ,you will see the list of Product Inquiry . Here in this sectionyou can send mail, delete or view product inquiry..

After Clicking “View “ Link ,you will see the info of Product Inquiry . Here in this section you can send mail,
“delete or view product inquiry.

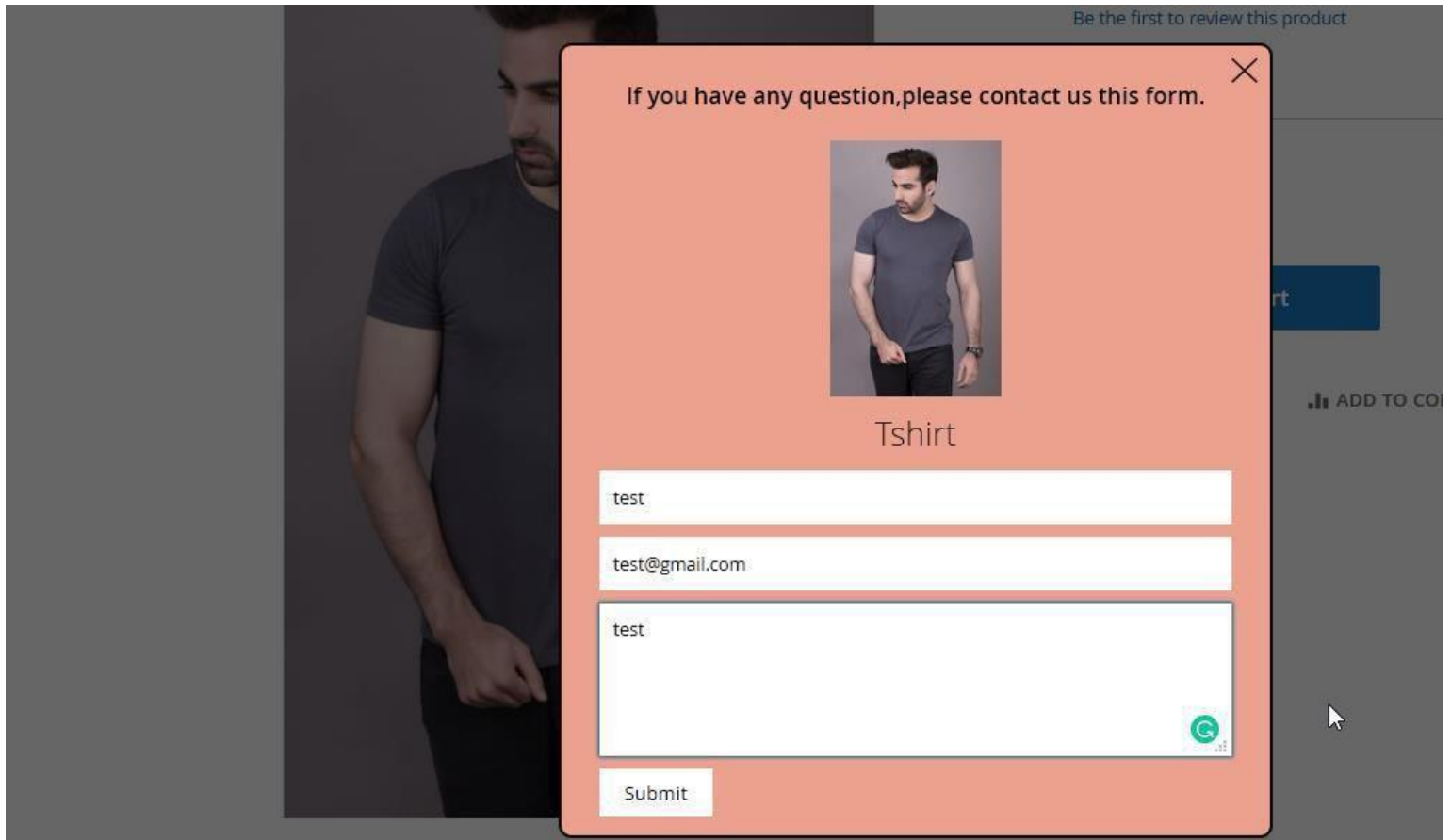


The screenshot shows a 'Product Inquiry Report' interface. At the top, there is a search bar and a 'Reset Filter' link. Below this, there is an 'Actions' dropdown menu and a status indicator '1 records found'. To the right, there is a pagination control showing '20 per page' and navigation arrows. The main part of the interface is a table with the following columns: ID, Name, Email, Product Name, and Sent. The table is currently empty, with a 'From' dropdown menu visible in the first row.

ID	Name	Email	Product Name	Sent
Any	From			

Product Inquiry Extension For Magento

Front End DEMO:



After submitting form, customer will get success message.

Product Inquiry Extension For Magento

Support:

You can contact us at:

Email: contact@expoundcoderz.com

Support: contact@expoundcoderz.com

We will be ready to help you always!

You can also send us your feedback. Comments, suggestions, and opinions are largely appreciated. You can also follow us on Facebook, Twitter, and LinkedIn to know the latest news and offers:

<https://www.facebook.com/expoundcoderz>

<https://x.com/contactexpound>

<https://www.instagram.com/expoundcoderz/>

<https://www.linkedin.com/company/expound-coderz>